

RSIC-1 ADM SIDE MOUNT INSTALLATION GUIDE

RSIC-1 Adjustable Direct Mount (ADM)

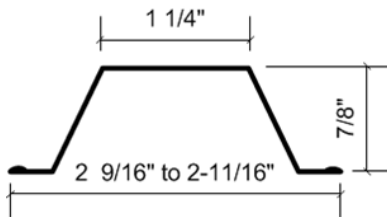
RSIC-1 ADM Side Mount



PAC International, Inc. Tel: (866) 774-2100 Technical: (866) 649-2710 Web Site: www.pac-intl.com

PAC International, LLC. All Rights Reserved. • (866) 774-2100
RSIC® is a registered Trade Mark.

RSIC-1 ADM SIDE MOUNT INSTALLATION GUIDE



Drywall Furring Channel:

- **Minimum Requirements:** 25 gauge with hemmed edge required. Meets or exceeds SSMA requirements.
- **Depth:** 7/8 inch
- **Width Bottom:** 2-1/2 inch wide minimum.
- **Width Top:** 1-1/4 inch wide

Splice drywall furring channel (hat track) with 6 inch overlap in mid span (between two clips) secure with 18 ga tie wire, or two 7/16" framing screws.

Resilient Sound Isolation Clip (RSIC-1ADM)

- **Maximum Spacing:** 48 inches on center
- **Maximum Acoustical Design Load:** 36 lbs



RSIC-1ADM Dimensions:

- RSIC-1ADM SIDE MOUNT clip 3" wide
- RSIC-1ADM SIDE MOUNT clip 1-1/4" deep

Fasteners:

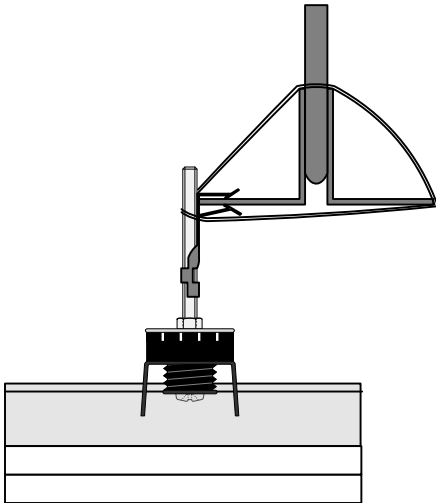
- **RSIC-1ADM to Steel Open Web Truss**
- The RSIC-1ADM has an internal 1/4" USA thread. There are a large variety of mechanical and clip type fasteners available for use with the RSIC-1 ADM.
- RSIC Side Mount Hanger with 1/4 x 20 thread
- ITW Ramset 14TRHMP034 with 1/4" thread
- **Call for information on additional approved fasteners**

RSIC-1 ADM SIDE MOUNT INSTALLATION GUIDE

RSIC-1 ADM SIDE MOUNT INSTALLATION GUIDE

Ceilings:

- Resilient Sound Isolation Clips (RSIC-1-ADM Side Mount) shall be 48 inches (1219mm) on center maximum.
- Install RSIC-1-ADM Side Mount to Truss
- Double 18 Ga saddle tie wire around the side mount clip to the truss wrapping both bottom flanges of the truss.
- RSIC-1ADM shall be locked into proper elevation with jam/lock nut
- Ensure the metal ferrule is tight to the washer, slightly compressing the rubber
- Locate the first row of RSIC-1-ADM Side Mount clips within 8 inches of the wall.
- Snap in the drywall furring channel (hat track) into the RSIC-1ADM clips.
- Install the gypsum board leaving a 1/4" min. gap around the gypsum board.
- Caulk around entire perimeter of the gypsum board. Use fire rated sealant where required.



Thread length for desired drop to back of gypsum board:

- Min drop 3.25" drop = 2" bolt
- Up to 12" drop = 12" threaded rod

General Information:

- Wire tie to include double strand 18 Ga wire Double Dally 360deg. Around the bolt above and below the side mount clip.
- Resilient Sound Isolation Clip (RSIC-1-ADM Side Mount), furring channel (hat track) and gypsum board shall not carry heavy loads such as cabinets, book shelves, or light fixtures without additional RSIC supports.
- Splice furring channel (hat track) with 6 inch overlap in mid span, secure with 18 ga. tie wire or with two framing screws (7/16").
- Seal all potential air leaks with non-hardening acoustical caulking to achieve best noise control results. Use fire rated sealant where required.

Fire Test Information:

RSIC products are approved for classification and use in over 150 different UL Fire Resistive Design Assemblies.

Check our website for the latest updates of the fire testing: WWW.PAC-INTL.COM

Check UL Fire Resistance Directory File # R16638

Check UL's web pages. www.ul.com/database

Contact UL (877) UL- HELPS

PAC International, Inc. Tel: (866) 774-2100 Technical: (866) 649-2710 Web Site: www.pac-intl.com

PAC International, LLC. All Rights Reserved. • (866) 774-2100

RSIC® is a registered Trade Mark.

RSIC-1 ADM SIDE MOUNT INSTALLATION GUIDE

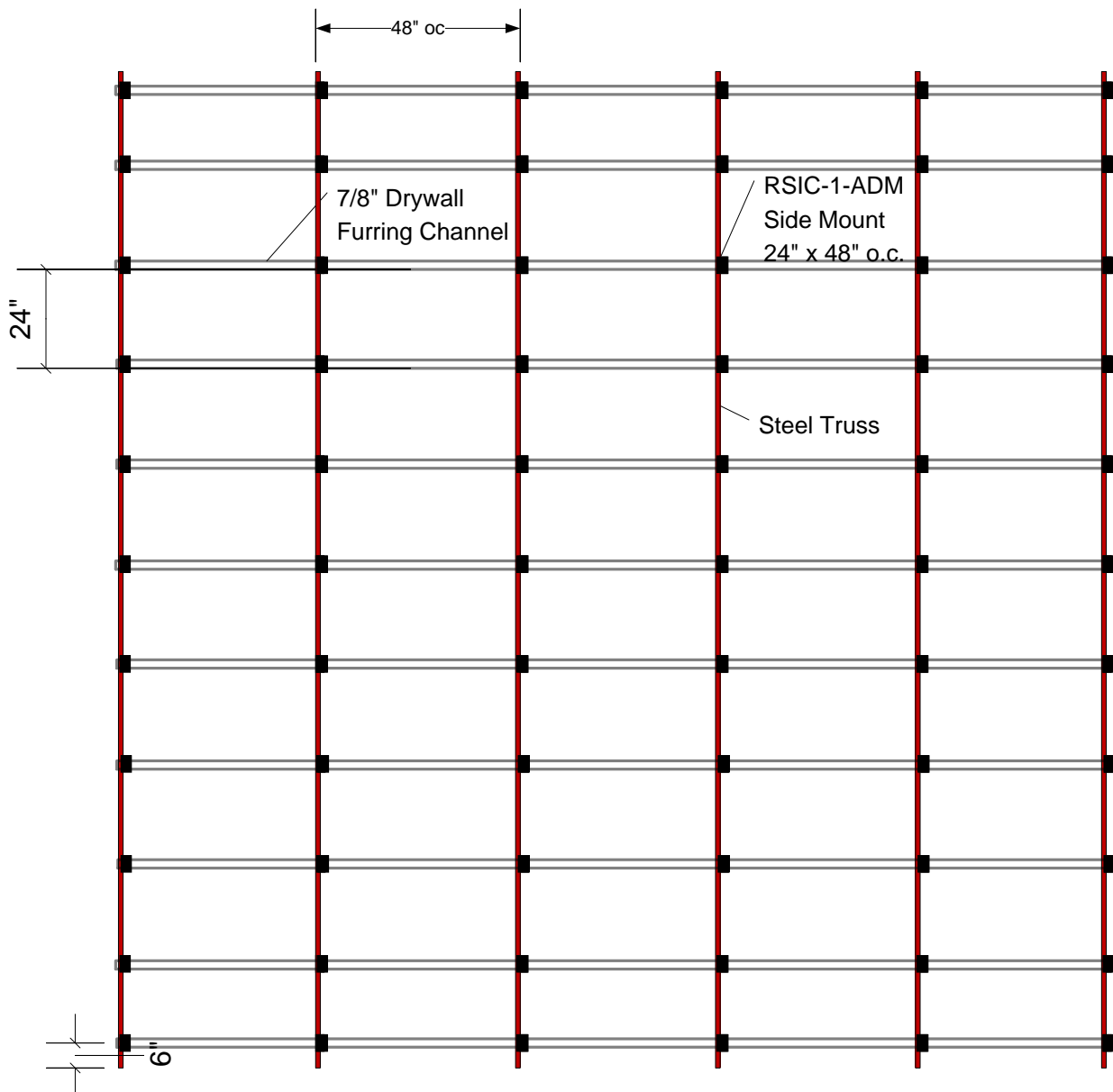
RSIC-1 ADM SIDE MOUNT INSTALLATION GUIDE

INSTALLING RESILIENT SOUND ISOLATION CLIPS (RSIC-1-ADM SIDE MOUNT)

RSIC CLIPS AT 24" and 16" O.C.

RSIC-1-ADM Side Mount clips at 24" x 48" o.c.

1 or 2 Layers of 5/8" Gypsum Board



PAC International, Inc. Tel: (866) 774-2100 Technical: (866) 649-2710 Web Site: www.pac-intl.com

PAC International, LLC. All Rights Reserved. • (866) 774-2100

RSIC® is a registered Trade Mark.

RSIC-1 ADM SIDE MOUNT INSTALLATION GUIDE

RSIC-1 ADM SIDE MOUNT INSTALLATION GUIDE



Members of the International Code Council

WARRANTY DISCLAIMER AND LIABILITY LIMITATION LANGUAGE

NO EXPRESS OR IMPLIED WARRANTIES

THERE IS NO WARRANTY, REPRESENTATION OR CONDITION OF ANY KIND; AND ANY WARRANTY, EXPRESS OR IMPLIED, IS EXCLUDED AND DISCLAIMED, INCLUDING THE IMPLIED WARRANTIES OF MERCHANTABILITY AND OF FITNESS FOR A PARTICULAR PURPOSE. Some states do not allow limitations on implied warranties, so the above limitation may not apply to you.

LIABILITY LIMITED TO RETURN OF PURCHASE PRICE

IT IS AGREED THAT SELLER'S LIABILITY AND PURCHASER'S SOLE REMEDY, WHETHER IN CONTRACT, UNDER ANY WARRANTY, IN TORT (INCLUDING NEGLIGENCE), IN STRICT LIABILITY OR OTHERWISE, SHALL NOT EXCEED THE RETURN OF THE AMOUNT OF THE PURCHASE PRICE PAID BY PURCHASER, AND UNDER NO CIRCUMSTANCES SHALL SELLER BE LIABLE FOR ANY SPECIAL, INCIDENTAL OR CONSEQUENTIAL DAMAGES, INCLUDING, BUT NOT LIMITED TO, PERSONAL INJURY, PROPERTY DAMAGE, DAMAGE TO OR LOSS OF EQUIPMENT, LOST PROFITS OR REVENUE, COSTS OF RENTING REPLACEMENTS AND OTHER ADDITIONAL EXPENSES, EVEN IF SELLER HAS BEEN ADVISED OF THE POSSIBILITY OF SUCH DAMAGES. THE PRICE STATED FOR THE EQUIPMENT IS A CONSIDERATION IN LIMITING SELLER'S LIABILITY AND PURCHASER'S REMEDY. Some states do not allow the exclusion or limitation of incidental or consequential damages, so the above limitation or exclusion may not apply to you.

SELLER NOT LIABLE FOR PURCHASER'S NEGLIGENCE

SELLER WILL NOT BE LIABLE FOR ANY DAMAGES, LOSSES OR EXPENSES AS A RESULT OF PURCHASER'S NEGLIGENCE, WHETHER DEEMED ACTIVE OR PASSIVE AND WHETHER OR NOT ANY SUCH NEGLIGENCE IS THE SOLE CAUSE OF ANY SUCH DAMAGE, LOSS OR EXPENSE.

MODEL FOR DEMONSTRATION PURPOSES ONLY

THE MODEL OR SAMPLE SHOWN BY SELLER TO BUYER IS USED FOR DEMONSTRATION PURPOSES ONLY. THERE IS NO WARRANTY THAT THE GOODS AS DELIVERED SHALL CONFORM TO THE MODEL OR SAMPLE, AND CONFORMITY OF THE GOODS TO THE MODEL OR SAMPLE IS NOT PART OF THE BASIS OF THE BARGAIN BETWEEN SELLER AND BUYER.

NO WARRANTY OR COMPLIANCE WITH SAFETY CODE OR REGULATION

SELLER DOES NOT WARRANT THAT ANY OF THE GOODS SOLD WILL MEET OR COMPLY WITH THE REQUIREMENTS OF ANY SAFETY CODE, BUILDING OR DWELLING CODE, OR REGULATION OF ANY STATE, MUNICIPALITY OR OTHER JURISDICTION.

NEVADA LAW APPLIES

SELLER AND BUYER AGREE THAT ALL ASPECTS OF THIS TRANSACTION INCLUDING THE APPLICABLE STATUTE OF LIMITATIONS SHALL BE GOVERNED BY THE INTERNAL LAW OF THE STATE OF NEVADA, AND NOT THE LAWS OF CONFLICTS.

This warranty gives you specific legal rights, and you may also have other rights which vary from state to state.

PAC International, Inc. Tel: (866) 774-2100 Technical: (866) 649-2710 Web Site: www.pac-intl.com

PAC International, LLC. All Rights Reserved. • (866) 774-2100

RSIC® is a registered Trade Mark.